



**AUSTRALIAN  
WEIGHING  
EQUIPMENT**  
*Way ahead in Weighing*

PRODUCT GUIDE

# PADDLE MIXER

---

Paddle Mixer is the most efficient Horizontal Mixer for Homogeneous Mixing.



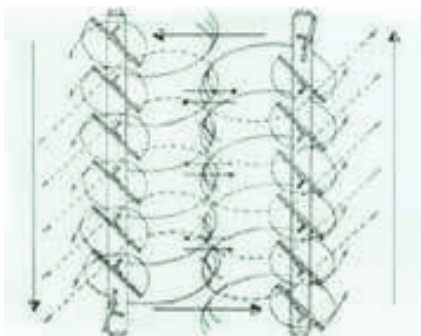


## ■ **ABOUT THE PADDLE MIXER**

Among Horizontal Mixers, Paddle Mixers are widely used in applications where small amounts of liquid additives are mixed into raw materials. Its high-speed choppers and twin shafts result in excellent homogeneity in the inished product. Paddle mixers meet the needs of high output, large scale mixing of raw materials.

## ■ **WORKING PRINCIPLE**

The Twin Shaft Paddle Mixer is a batch powder mixer within two parallel drums with counter-rotating overlapping shafts that are equipped with paddles fixed at a predetermined angle with a high mixing efficiency. Paddles have close tolerances to the troughed walls and provide a region of low shear force near the walls. Bulk blending and Dispersive mixing, regardless of density or particle size, is handled gently with the Twin Shaft Paddle mixer.



- Triple chain, drive system and protection
- Cylinders for bomb bay discharge gate
- Bomb bay discharge gate
- Shaft and bearings
- Crushing Sticks
- Paddles and Twin shafts



- Bradwood Packaging uses universal and industrial components to give the machinery extra long life cycles the way machinery should be built, this way you're not locked into expensive proprietary systems.

- Manufactured to comply with Australian and International Machine Safety & Electrical Standards.



- Bradwood Packaging prides itself on providing plain English proposals, there's no hidden surprises. You'll know what you're getting.
- Bradwood Packaging manufactures complete lines from filling, sealing through to palletising.



## ■ FEATURES

1. Paddle Mixers have wide applications in many industries but are highly recommended for wide differences in particle sizes, or extremely differing proportions where high homogeneity is desired.
2. Batch mixing time is only 3-5 minutes for a mixture of differing particle sizes and raw materials. Paddle Mixers are suitable for high output industries.
3. The minimal gap between paddle and vessel ensures mixing efficiency resulting in minimised dead spots and residue.
4. Air purge seal for the main shaft seal performs stably and reliably which results in low maintenance and long service life.
5. High-speed choppers contribute to break lumps and agglomerates easily which is good for mixing efficiency especially for special raw materials or liquid additives.
6. Paddle mixers handles the addition of less than >15% liquid additives into the mixture by spray nozzles achieving high mixing homogeneity results.
7. Pneumatic bomb door for discharge minimizes the discharging time and residues in the vessel. At the same time, it is easy to control the discharge rate by air control box or control panel.
8. The vessel fabrication is stable, robust, easy to install and maintain. The whole mixing process is reliable which results in low maintenance and low wear.
9. Compare with vertical mixer, the plant height demand is lower.
10. For special industries like dry mortar, wear resistance treatment for paddles and choppers is good for machine performance.





## ■ **STRUCTURE**

Paddle Mixer consists of drive unit, vessel, double shaft paddles, choppers and discharge system etc.



## ■ **ADVANTAGES**

- Optimal mixing homogeneity
- Short mixing time
- Excellent reproducibility of batch production
- Minimum wear and low maintenance
- Easy access to mixer/ Easy to clean
- Excellent mixing at any product level
- Wide applications



## ■ ADVANTAGES

- Chemical
- Pharmaceuticals
- Food
- Pesticide
- Pigment & Dye
- Cosmetics
- Animal Feed
- Metallurgy
- Battery
- Construction Material
- Ceramic Powder
- Mining Industry

## ■ SPECIFICATIONS

Order Code	Total Volume (M3)	Loads Coefficient	Motor Power (KW)	Size (mm)	Main Shaft Speed (rpm)
APM-0.05	0.05	0.4-0.6	1.5	1390×660×837	78
APM-0.2	0.2	0.4-0.6	3	1124×1110×720	43
APM-0.3	0.3	0.4-0.6	4	1400×1250×1030	43
APM-0.5	0.5	0.4-0.6	7.5	1450×1500×950	43
APM-1	1	0.4-0.6	11	1800×1800×1350	43
APM-1.5	1.5	0.4-0.6	15	1850×1950×1180	43
APM-2	2	0.4-0.6	22	2300×2300×1620	43
APM-2.5	2.5	0.4-0.6	22	2410×2330×1760	43
APM-4	4	0.4-0.6	22	2680×2400×1850	29
APM-5	5	0.4-0.6	37	2950×3050×2040	29
APM-6	6	0.4-0.6	43	3050×3250×2100	29
APM-10	10	0.4-0.6	55	3550×3150×2400	29
APM-12	12	0.4-0.6	55	4695×3180×2500	17
APM-15	15	0.4-0.6	55	4180×3960×2600	17






**■ POWER MIXING DATA SHEET**

Consult with our Bradwood Packaging sales engineers for sizing, correct feeding methods, particle sizes, densities, air pressure, or types of componentry to be used.

We recommend filling out the attached basic data sheet to assist you best with your specific requirements.

 <p><b>AUSTRALIAN WEIGHING EQUIPMENT</b> <i>Way ahead in Weighing</i></p> <p><b>INQUIRY FORM</b></p> <p><input type="checkbox"/> Firm Quote <input type="checkbox"/> Budget Quote</p>	Date: _____ Quotation Due Date: _____ Name: _____ Company: _____ Phone: _____ Job Reference: _____ QUOTE TO: _____ _____ Phone: _____ Fax: _____	<p><b>NOTE</b> If there are any Special Fabrication, Structure, Engineering or Testing Requirements, Please Attach Data to This Sheet</p>

Equipment Data			
Operation condition		<input type="checkbox"/> NPT	<input type="checkbox"/> Vacuum
Design capacity ( Kg/batch)			
Bulk Density of final product (Kg/L)			
Start mixer after load		<input type="checkbox"/> Yes	<input type="checkbox"/> No
Power supply(V/HZ/P)		Voltage: _____	Frequency: _____ Phase: _____
Vessel		Design Temp. (°C): _____	Working Temp(°C): _____
		Design Press. (Mpa ): _____	Design Press. (Mpa ): _____
Jacket	Needed	<input type="checkbox"/> Yes	<input type="checkbox"/> No
	Temperature	Design Temp. (°C): _____	Working Temp(°C): _____
	Pressure	Design Press. (Mpa ): _____	Design Press. (Mpa ): _____
	Function	<input type="checkbox"/> Heating	<input type="checkbox"/> Cooling
	Way	<input type="checkbox"/> Electric heating	<input type="checkbox"/> External cycle source
Liquid addition	Media	<input type="checkbox"/> Water	<input type="checkbox"/> steam <input type="checkbox"/> heat transfer oil
	Needed	<input type="checkbox"/> Yes	<input type="checkbox"/> No
	Type	<input type="checkbox"/> Manual	<input type="checkbox"/> Mechanical
	How much	Percentage: _____ or Volume: _____ L	
Construction material		Contact area with raw material:	
		Non-contact area:	
		Jackets:	
Surface treatment		Painting for outside CS part (RAL colour)	
		Polishing for inside SS part (Grade: _____)	
		Sandblasting for outside SS part	
Feeding		<input type="checkbox"/> Manual	<input type="checkbox"/> Mechanical
Discharge		<input type="checkbox"/> Pneumatic	<input type="checkbox"/> Manual <input type="checkbox"/> Electric
Discharge valve		<input type="checkbox"/> dislocation valve <input type="checkbox"/> butterfly valve	
		<input type="checkbox"/> ball valve <input type="checkbox"/> slide gate valve <input type="checkbox"/> rotary valve	



**MOTORS & GEARING**

Motor	Type	<input type="checkbox"/> Normal	<input type="checkbox"/> Variable frequency
	Protection	<input type="checkbox"/> Explosion-proof	<input type="checkbox"/> High efficiency
Gear reducer	Brand	Enclosure protection: IP _____ Insulation: Grade _____	
	Brand	<input type="checkbox"/> SEW <input type="checkbox"/> Siemens <input type="checkbox"/> ABB <input type="checkbox"/> Others	
Control Panel	Needed	<input type="checkbox"/> Yes	<input type="checkbox"/> No
	Starting	<input type="checkbox"/> Normal (power $\leq 7.5KW$ )	<input type="checkbox"/> soft start
		<input type="checkbox"/> variable frequency	<input type="checkbox"/> Step-down voltage
	Electric components	<input type="checkbox"/> Schneider brand	

Note: 1. Options for construction material: CS, SUS304, SUS316, SUS316L and others.  
2. Any special requirements shall state clearly.

**Customer's Experience for Using Mixer**

Mixer type	Remarks
Total volume	
Batch capacity (Kg)	
Motor power (KW)	
Rotating speed (rpm)	

**Raw Material Specifications**

Items	Material A	Material B	Material C	Material D	Material E
Name					
Properties					
Percentage (%)					
Bulk density					
Particle size					
Moisture					
Feeding way					
Viscosity					
Flowability					
Abrasiveness rating					
PH value					
Magnetism					
Corrosion					

Note: 1. Properties include: powder, granule, flaky, crystal, liquid etc. please state clearly if the raw materials are not allowed to be damaged.  
2. Please illustrate a similar material if no exact data or related to confidential info.

**Remarks**

On the space below, write down your desired mixing process or work flow. Other points or major considerations you may have must be written in detail. Use a separate sheet as necessary.

---



---



■ **AWE - THE BEST IN THE BUSINESS**

AWE has built a reputation in providing world class products and services to customers from a wide range of industries for many unique applications. All the products come with AWE Quality Guarantee- giving you the assurance that they have been tested to meet or exceed the specifications and requirements of your application. At AWE, it's more than just delivering perfectly-designed equipment, it also requires a team of dedicated people who will back you up with great service and support. Any servicing, installation and technical support issues you encounter can be addressed either onsite or remotely by our engineers and tradesmen who carry qualifications as:

- Licensed Tradesmen
- Mechanical Engineers
- Electrical Engineers
- Structural Engineers
- Draftsmen
- Fitter & Turners
- Boilermakers
- Fully Qualified Scale Makers
- Electronic Technicians
- Instrument Fitters
- Electricians
- Service Technicians
- Project Managers
- Formworkers
- Concreters

Call AWE today.



If you have questions about

- **weighing equipment**
- **packaging equipment**
- **bulk materials handling**
- **componentry**

call the sales team at *AWE Group* to find the right solution for your individual needs.


■ **AWE PRODUCT RANGE**



**Weighbridges**



**Load Cells**



**Scales**



**Crane Scales**



**Indicators**



**Packaging Equipment**



**Onboard Weighing**



**Batching Consoles**



**Test Weight**



**Maintenance**





## ■ WHO IS “AUSTRALIAN WEIGHING EQUIPMENT GROUP”

Jeff & Trevor Baillie started Australian Weighing Equipment (or AWE) in 1981, focusing on weighing solutions based on engineering principles. For nearly 40 years AWE has built its reputation as a leading supplier of robust weighing, packaging & bulk handling equipment. Our innovative engineering and continuous product developments have led to designs that will stand up to the rigours and demands of your applications.

AWE has increased its investment in manufacturing facilities with a new 3,200sq/m factory in Sydney which has

- A CNC Machine Shop
- Heavy Metal Fabrication Shop
- Larger work areas for our team of qualified tradesman

Acquisitions of Bradwood Packaging and Dendy Packaging and Design Engineering has increased our packaging and engineering experience.

In 2008, AWE established a manufacturing facility in China - AWE Group Packaging and Bulk Materials Handling Equipment, a purpose-built 5,000sq/m factory in Suzhou China (70kms From Shanghai).

All of the products we offer are Australian designed and manufactured under our strict quality control system in our own factories both locally and internationally.

## ■ LOCATIONS OF AUSTRALIAN WEIGHING EQUIPMENT



Australian Weighing  
Equipment - Sydney Office

8 Heald Road  
Ingleburn NSW 2565



Australian Weighing  
Equipment - Melbourne Office

37 Barrie Road  
Tullamarine, VIC, 3043



Australian Weighing  
Equipment - Brisbane Office

7 Darnick Street  
Underwood, QLD1 4119

## ■ AUSTRALIAN WEIGHING EQUIPMENT ON SOCIAL MEDIA



@AustralianWeighingEquipment



@australianweighingequipment



/company/awegrouppaustralia



www.youtube.com/AustWeighing



www.awe.com.au

Dealer's Information:

SCAN HERE



www.awe.com.au

Brochure: 150920  
Version: 140820